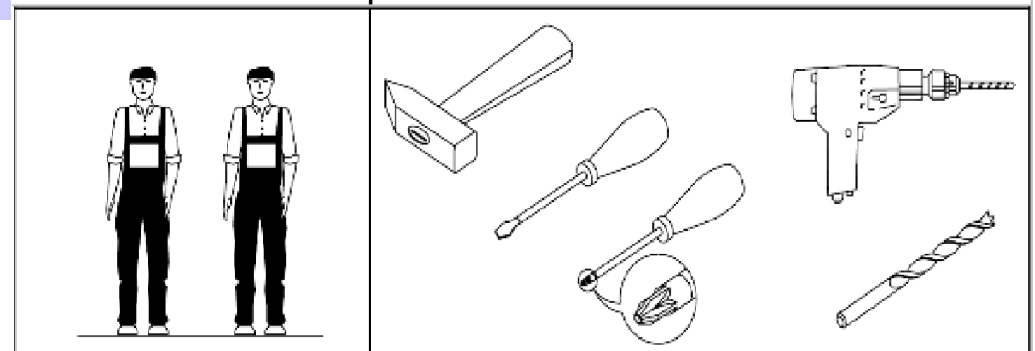
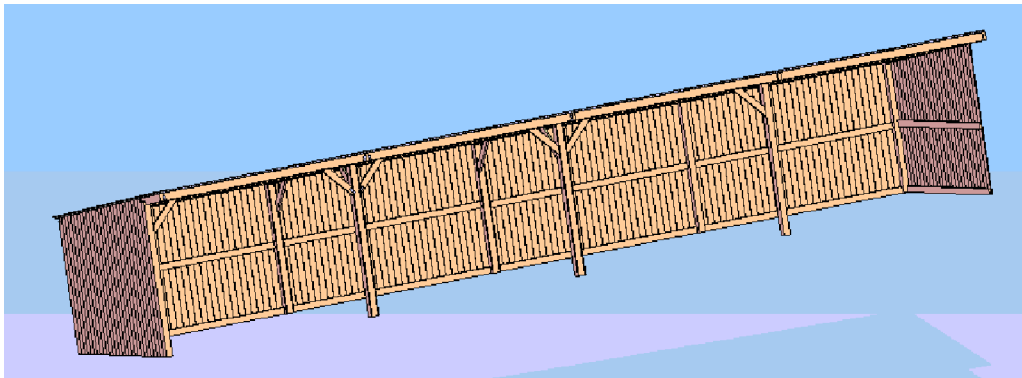


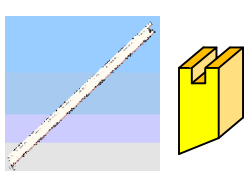
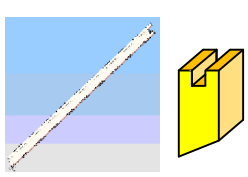
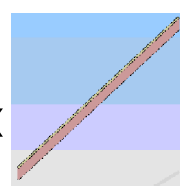
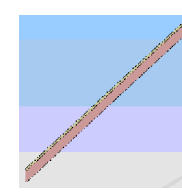
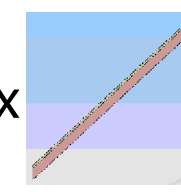
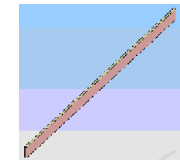
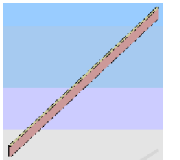






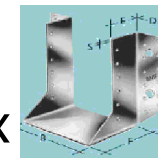
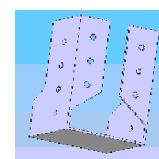




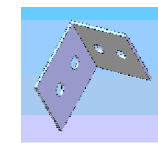
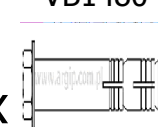


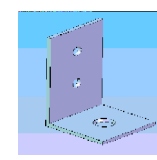

ABRI "CLASSIC" MAX

5 x 20 m

MANUAL

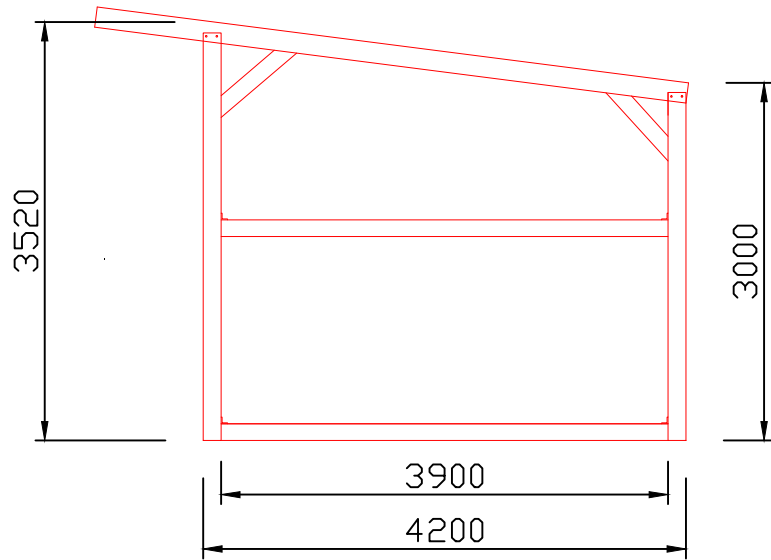


LISTE DES ELEMENTS / LIST OF ELEMENTS

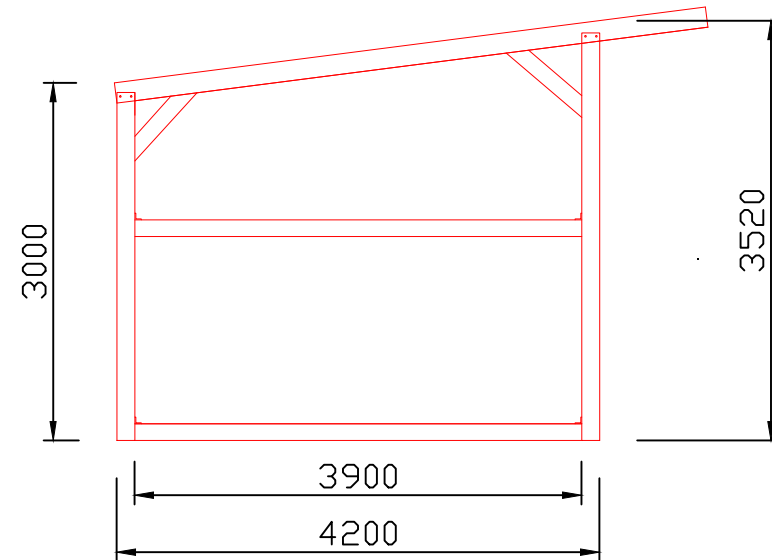
<p>(A) CMSP 5 x </p> <p>Poteau 150x150x3420 Pile 150x150x3420</p>	<p>(B) CMSP 5 x </p> <p>Poteau 150x150x2920 Pile 150x150x2920</p>	<p>(C) 150 x </p> <p>Planche 18x135x3000 Plank 18x135x3000</p>	<p>(D) 65 x </p> <p>Planche 18x135x3500 Plank 18x135x3500</p>	<p>(E) 12 x </p> <p>Planche 18x135x3420 Plank 18x135x3420</p>	
<p>(F) 5 x </p> <p>Panne 70x170x5000 Patch 70x170x5000</p>	<p>(G) 16 x </p> <p>Panne 70x170x4980 Patch 70x170x4980</p>	<p>(H) 2132A5050 12 x </p> <p>Panne 48x140x5050 Patch 48x140x5050</p>	<p>(I) 2132A4050 4 x </p> <p>Panne 48x140x4050 Patch 48x140x4050</p>	<p>(J) 2132A1400 20 x </p> <p>Panne 48x140x1400 Patch 48x140x1400</p>	<p>(K) 2130TG 24 x </p> <p>Toile trapeze L=5100 mm Galvanized sheet metal</p>
<p>(1) VP 860 1440 x </p> <p>Vis a bois 8x60 wood screw 8x60</p>	<p>(2) 480 x </p> <p>Vis a bois a toile trapeze screw of sheet metal</p>	<p>(3) 24 x </p> <p>BMF 76x120 (03218.00)</p>	<p>(4) 8 x </p> <p>BMF 76x120 (03218.001)</p>	<p>(5) 192 x </p> <p>Vis a bois 8x50 BMF BMF screw 8x50</p>	
<p>(7) 4 x </p> <p>Vis romain fi 12 Roman screw fi 12</p>	<p>(8) 8 x </p> <p>Cornreventements stud bar</p>	<p>(9) 20 x </p> <p>Vis a bois 10x80 wood screw 10x80</p>	<p>(10) 74 x </p> <p>Corniere de montage Angle bar</p>	<p>(11) VB1480 20 x </p> <p>Chevilles a beton 14x80 Anchor 14x80</p>	<p>(12) VP 650 448 x </p> <p>Vis a bois 6x50 wood screw 6x50</p>
<p>(13) VP 880 40 x </p> <p>Vis a bois 8x80 wood screw 8x80</p>	<p>(14) 20 x </p> <p>Pied bas - cornieres Angle bar</p>	<p>(15) 20 x </p> <p>Platine perforee Plate</p>			



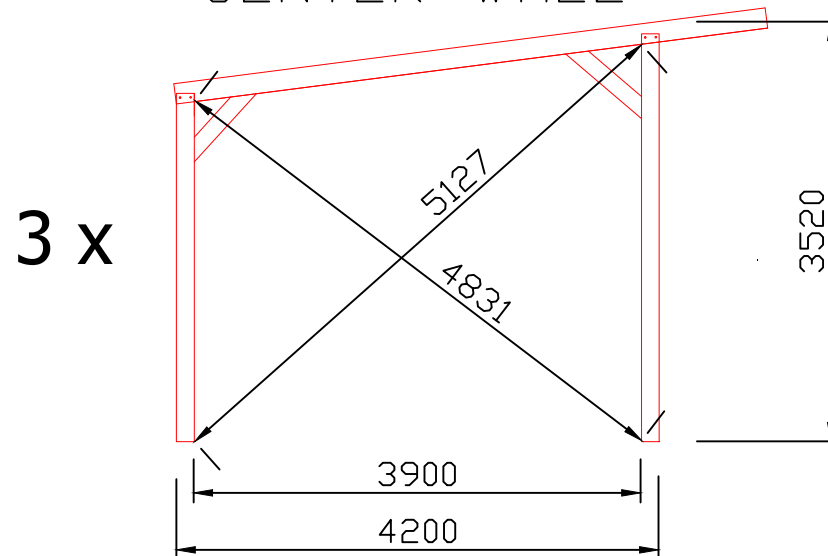
PANNEAU DROIT
RIGHT WALL



PANNEAU GAUCHE
LEFT WALL

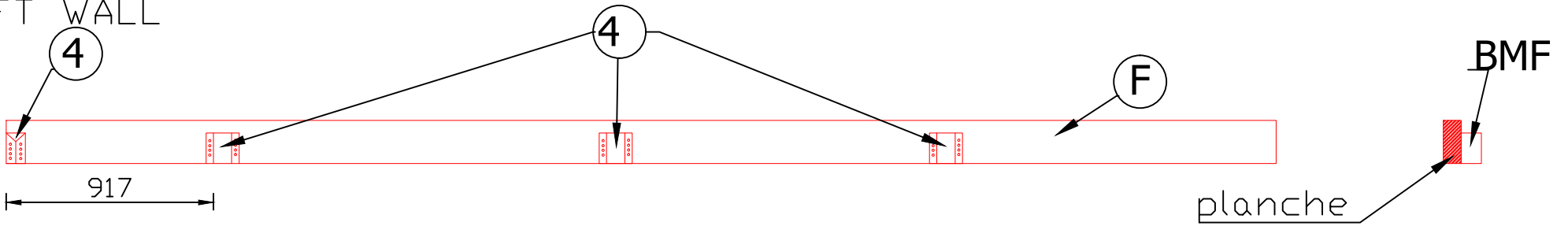


PANNEAU AU MILIEU
CENTER WALL

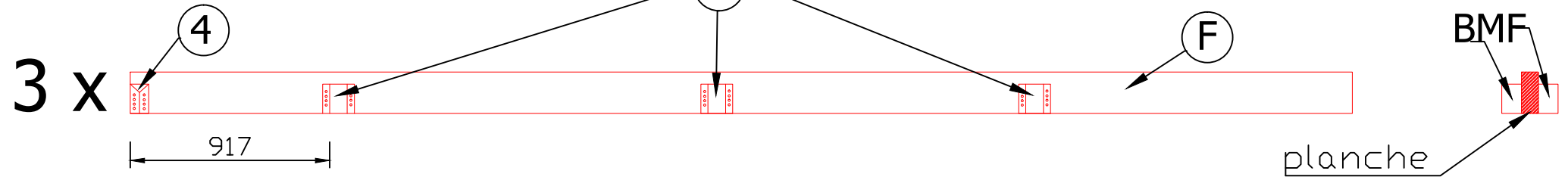


BMF montage / BMF assembling

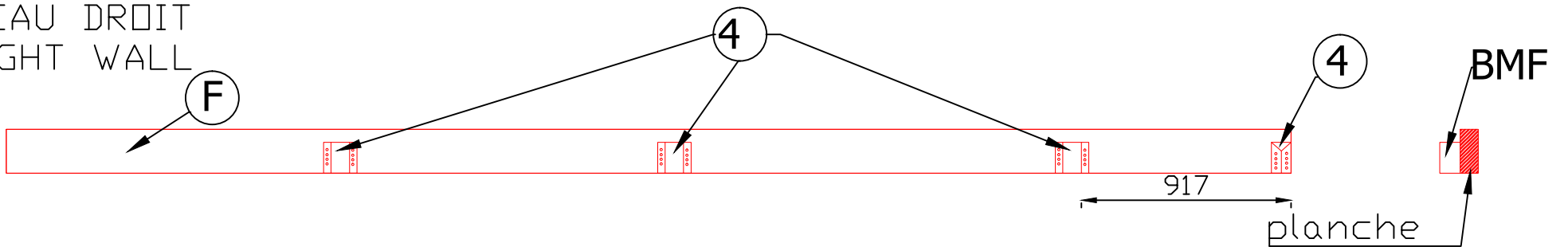
PANNEAU GAUCHE
LEFT WALL



PANNEAU AU MILIEU
CENTER WALL



PANNEAU DROIT
RIGHT WALL



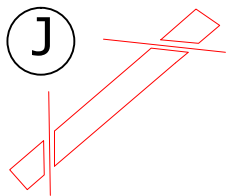
<p>(F)</p> <p>5 x</p>	<p>(4)</p> <p>8 x</p>	<p>(5)</p> <p>192 x</p>
-----------------------	-----------------------	-------------------------



(5)

$\xrightarrow{3 \times}$
 $\xleftarrow{x 3}$

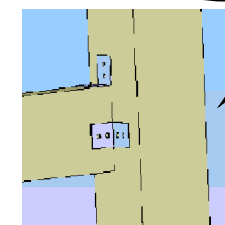
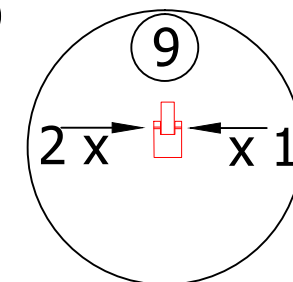
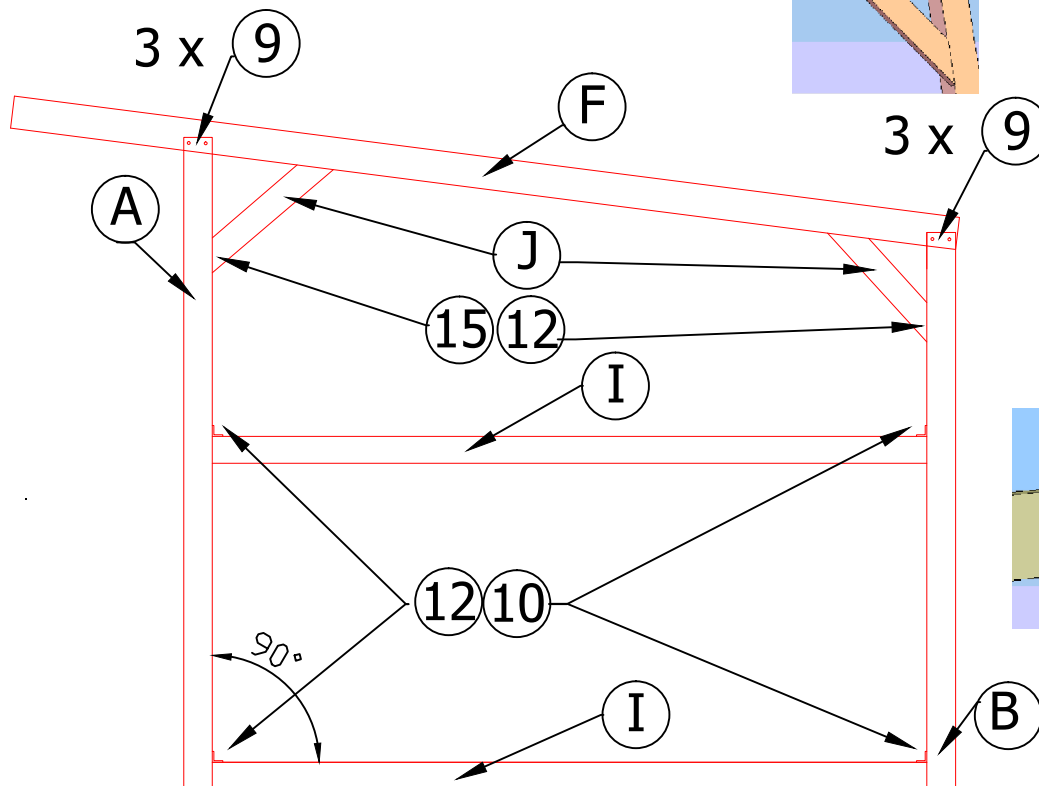
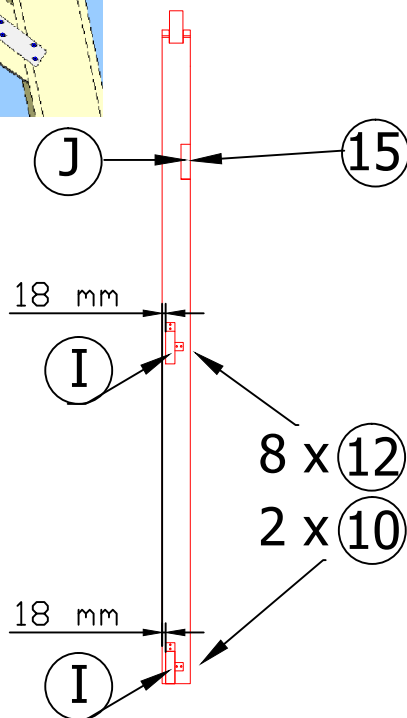
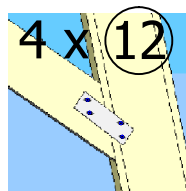
scier/cutting



Vue a l'exterieur abri
View outside of Abri

PANNEAU DROIT
RIGHT WALL

3/13

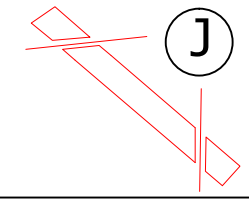


(A) 1 x	(B) 1 x	(I) 2 x	(J) 2 x	(F) 1 x	(9) 6 x	(10) 8 x	(12) 40 x	(15) 2 x
-------------------	-------------------	-------------------	-------------------	-------------------	-------------------	--------------------	---------------------	--------------------

PANNEAU GAUCHE
LEFT WALL

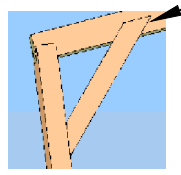
Vue a l'exterieur abri
View outside of Abri

scier/cutting

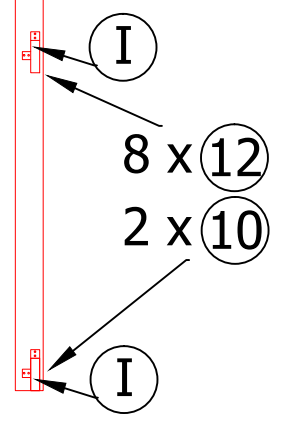
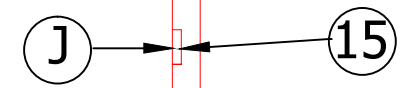
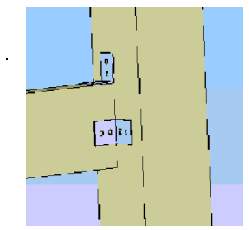
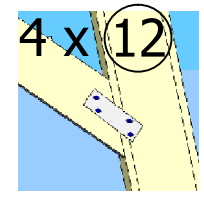
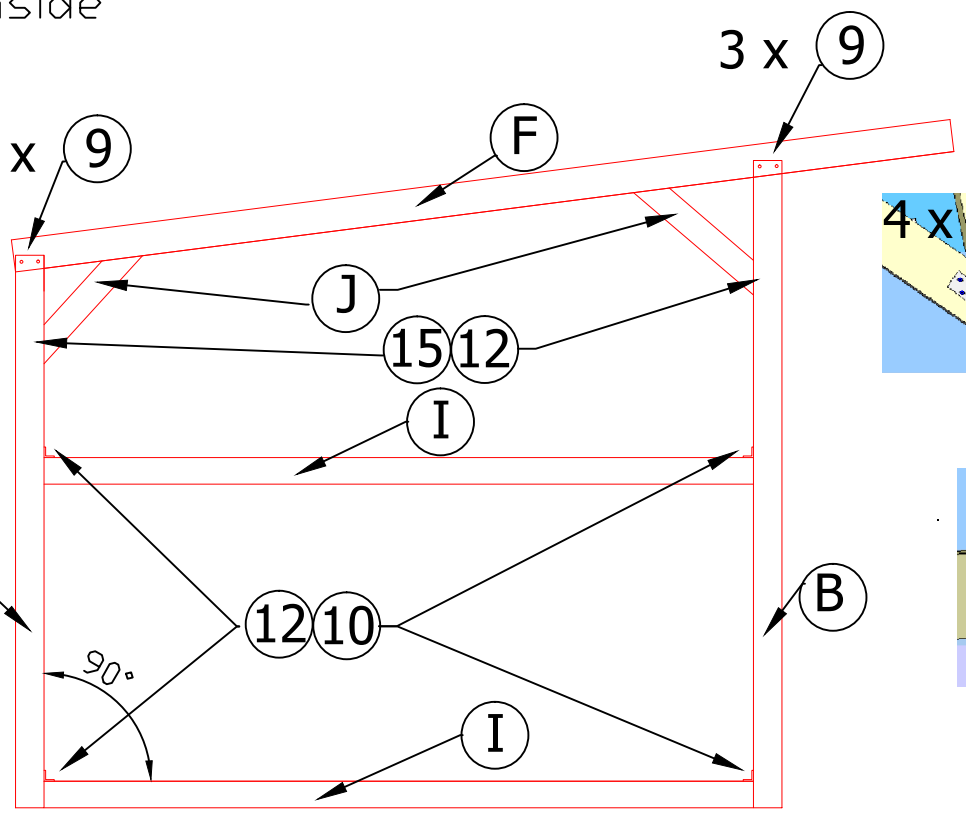
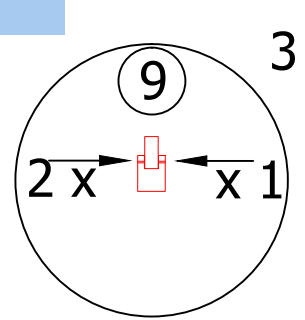


4/13

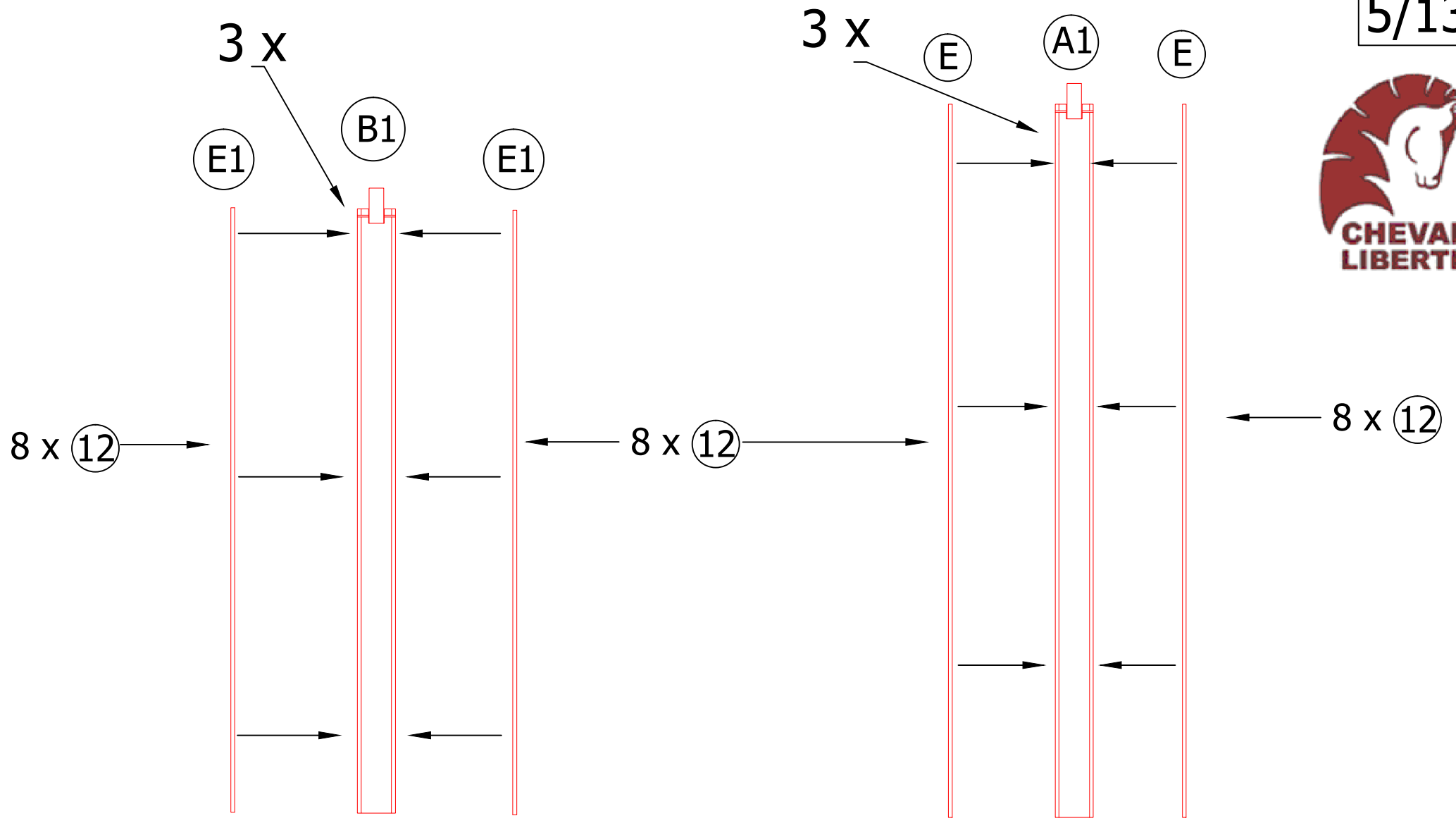
Vue interieur
View inside



Vue interieur
View inside

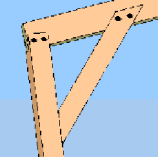


<p>(A)</p> <p>1 x</p>	<p>(B)</p> <p>1 x</p>	<p>(I)</p> <p>2 x</p>	<p>(J)</p> <p>2 x</p>	<p>(F)</p> <p>1 x</p>	<p>(9)</p> <p>6 x</p>	<p>(10)</p> <p>8 x</p>	<p>(12)</p> <p>40 x</p>	<p>(15)</p> <p>2 x</p>
-----------------------	-----------------------	-----------------------	-----------------------	-----------------------	-----------------------	------------------------	-------------------------	------------------------




<p>3 x</p> <p>(A)</p>	<p>3 x</p> <p>(B)</p>	<p>96 x</p> <p>(12)</p>	<p>6 x</p> <p>(E)</p>	<p>6 x</p> <p>(E1)</p>
-----------------------	-----------------------	-------------------------	-----------------------	------------------------

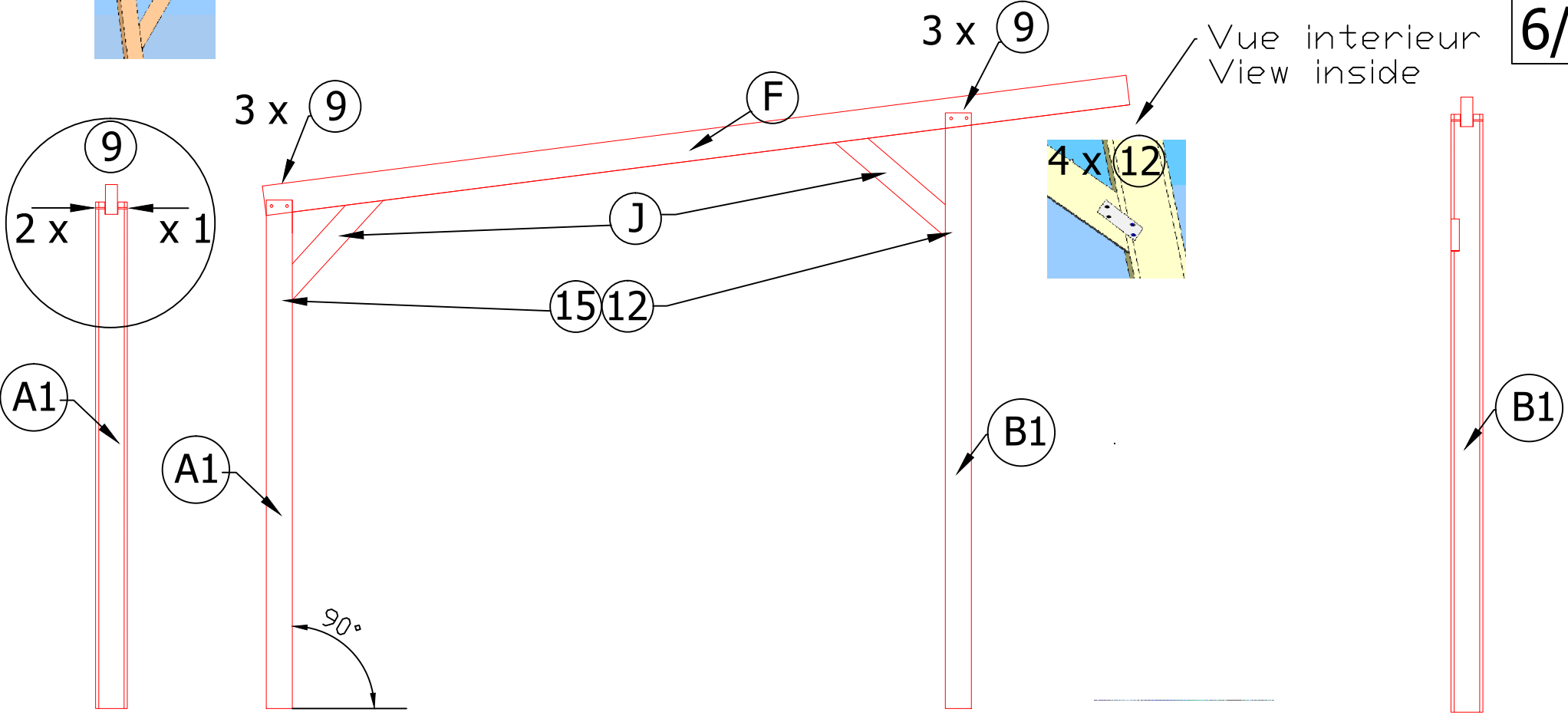
PANNEAU AU MILIEU
3 x CENTER WALL

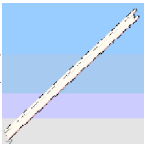
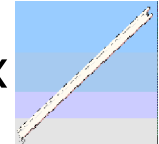
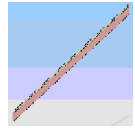





Vue a l'interieur Abri
View outside of Abri



6/13



<p>(A1)</p> <p>3 x</p> 	<p>(B1)</p> <p>3 x</p> 	<p>(F)</p> <p>3 x</p> 	<p>(9)</p> <p>18 x</p> 	<p>(12)</p> <p>24 x</p> 	<p>(15)</p> <p>6 x</p> 
---	--	---	--	---	--



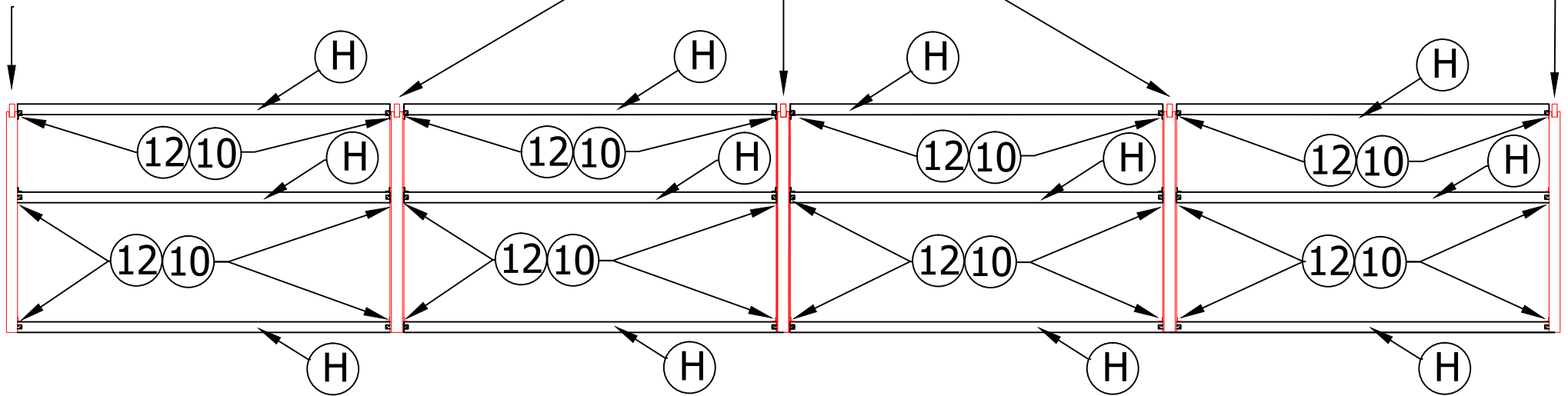
Panneau Arrier Back wall

7/13

PANNEAU GAUCHE
LEFT WALL

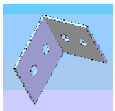
PANNEAU AU MILIEU
CENTER WALL

PANNEAU DROIT
RIGHT WALL



10

48 x



12

152 x



1 x

PANNEAU GAUCHE
LEFT WALL

3 x

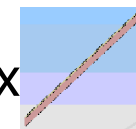
PANNEAU AU MILIEU
CENTER WALL

1 x

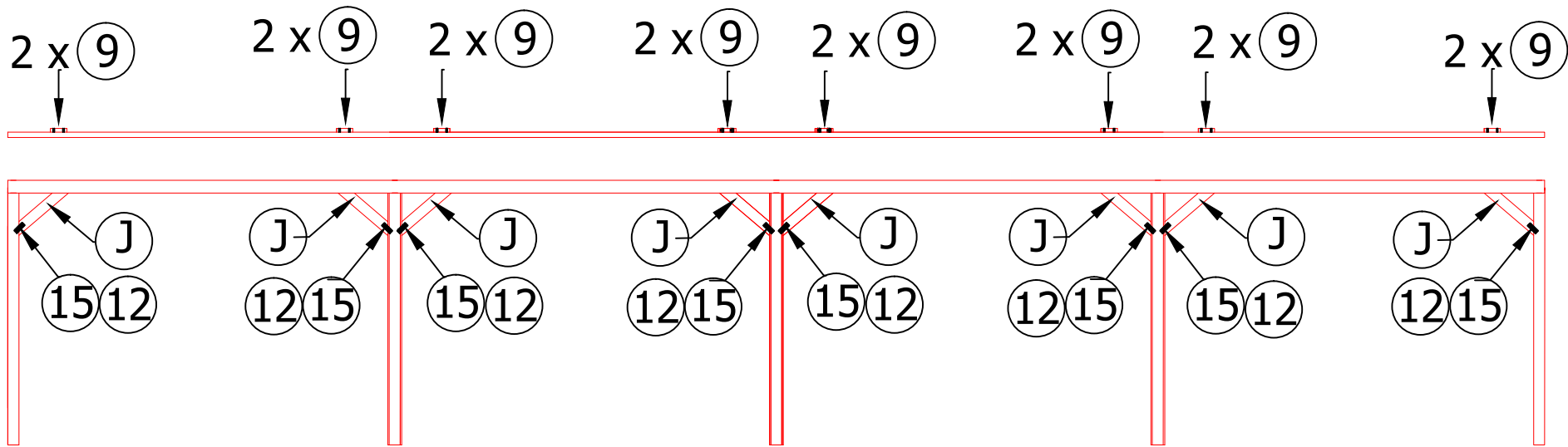
PANNEAU DROIT
RIGHT WALL

H

12 x



Enface/front



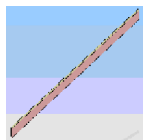
9

16 x




J

8 x



15

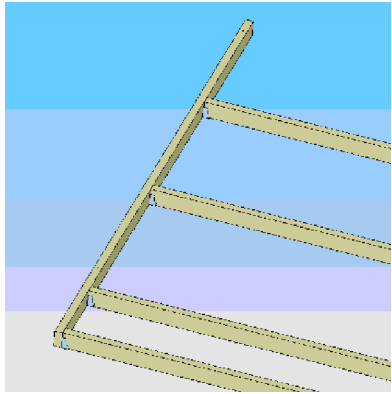
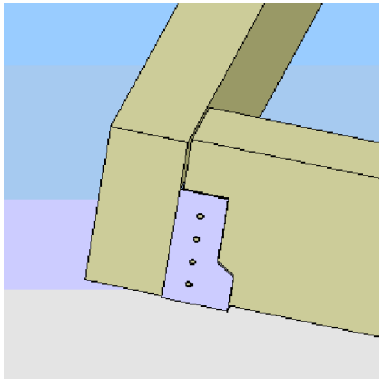
8 x



12

32 x

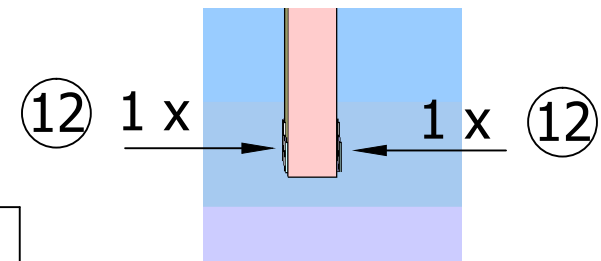
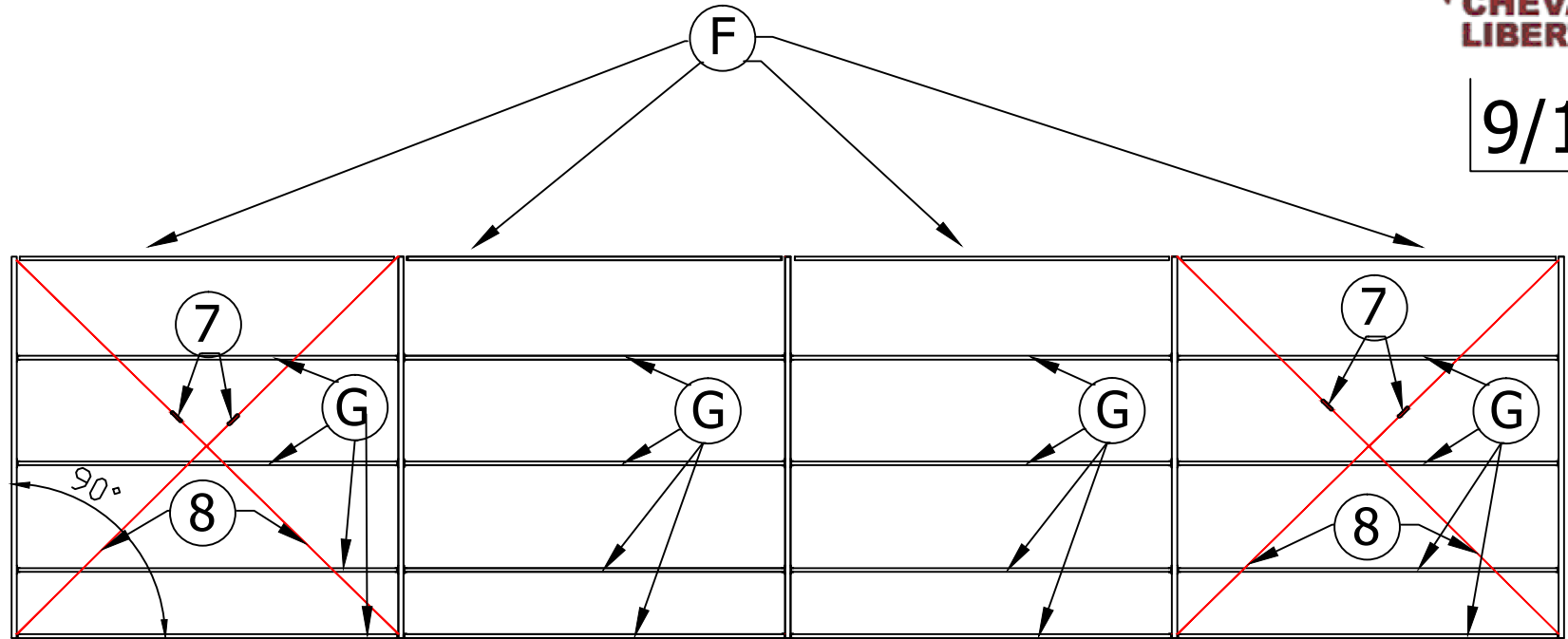




Toit/roof



9/13



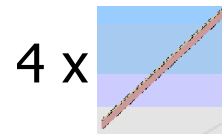

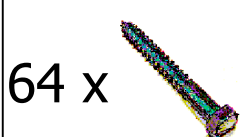
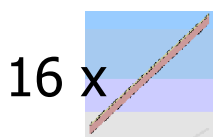
ⓐ

ⓑ

ⓒ

ⓓ


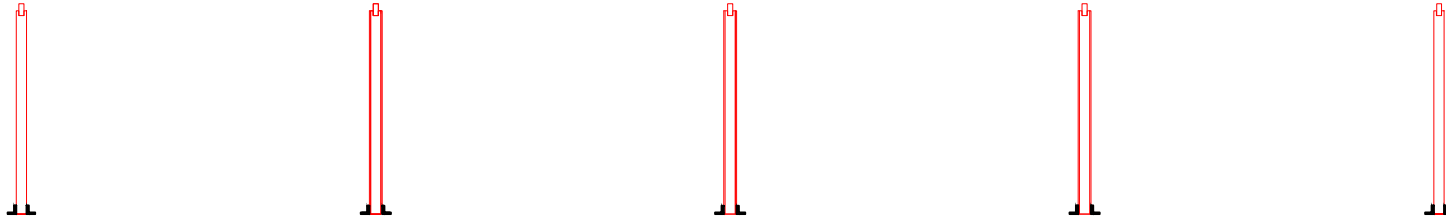
ⓔ



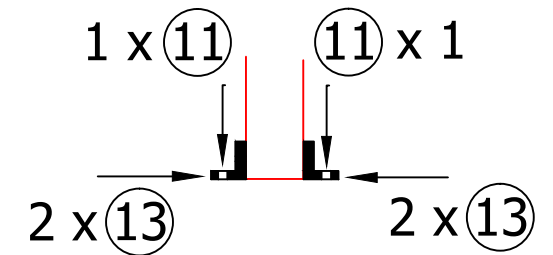
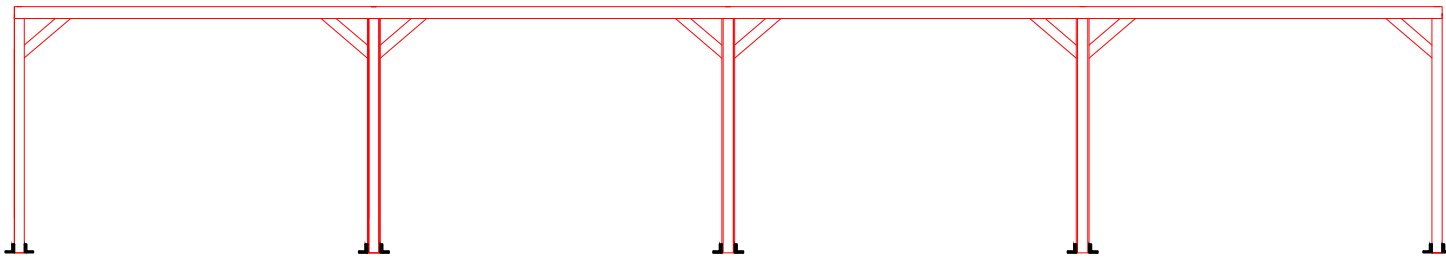
Montage poteau/fixing piles

10/13

Arrier/back

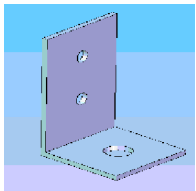


Enface/front



14

16 x



13

24 x

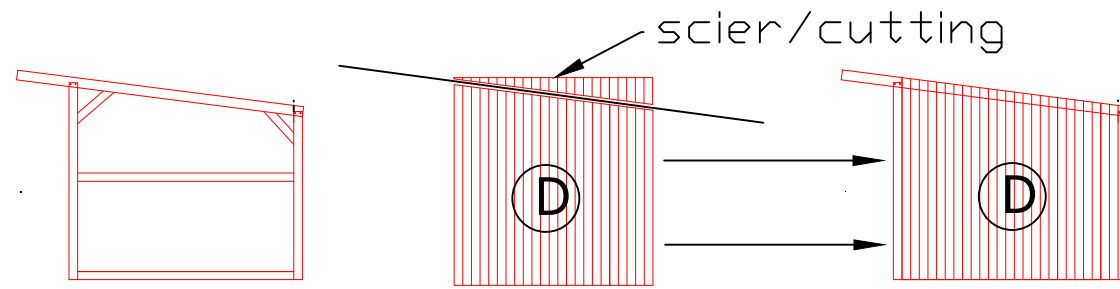
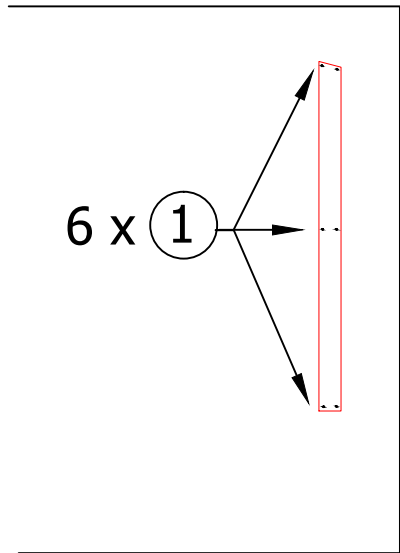


11

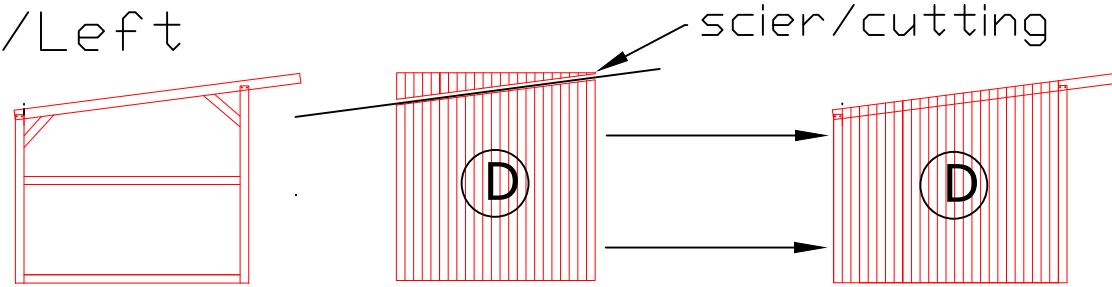
20 x



Droit/Right



Gauche/Left



Arrier/back

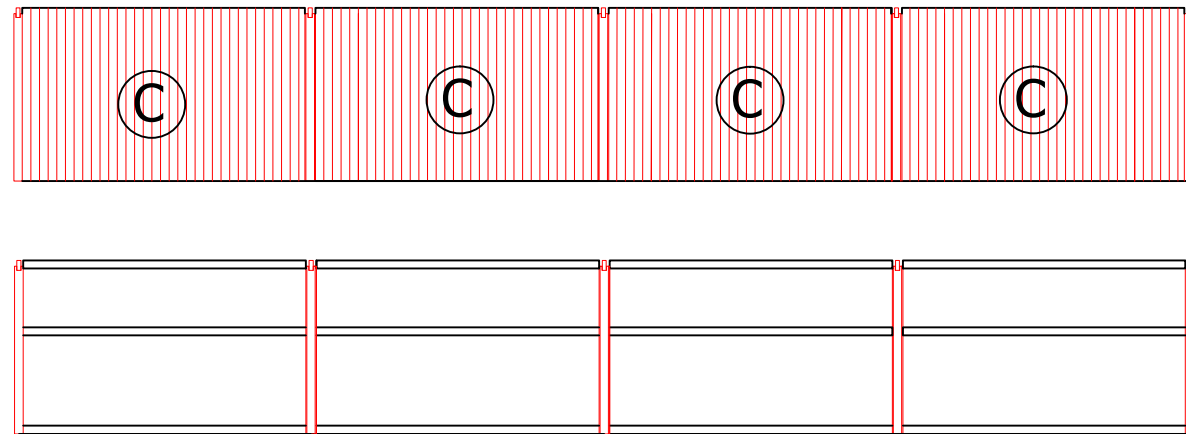
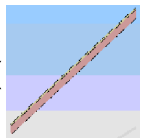


Planche
montage/Planks
assembling

①



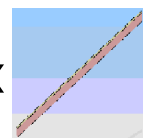
70 x

①



1440 x

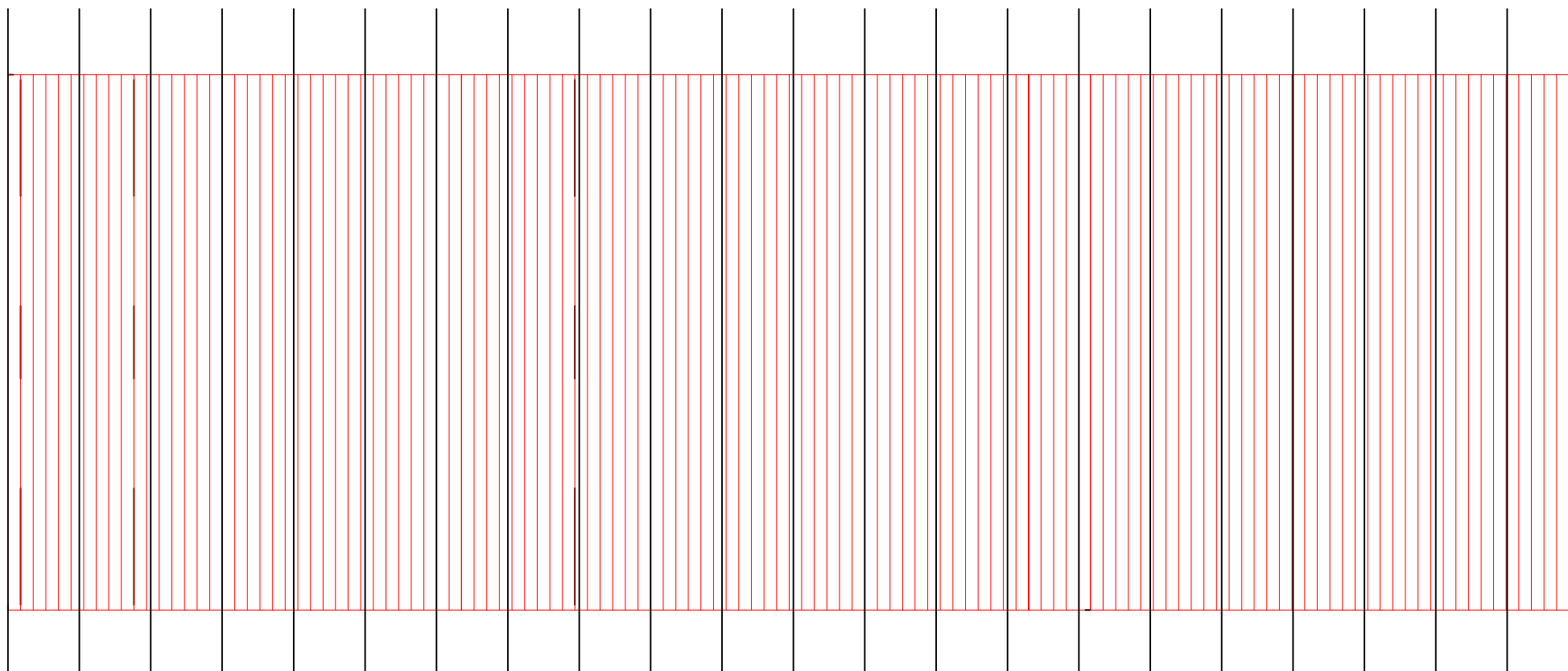
①



170 x




Roof-assembly steel plates. Toit-montage tole trapeze.



Ⓚ

24 x



②

480 x



24 x ② per 1 tole trapeze.
per 1 steel plate.

Travail termine/job is done.

